

January 3, 2011

Updated February 17, 2016

800-424-2432





# Contents

Refer to KI Terms & Conditions document or visit [ki.com](http://ki.com).

<b>Dante® Casegoods</b>		
	Bedside Cabinet - Plinth Base	6
	Bedside Cabinet - Caster Base	8
	Bedside Cabinet - Legs	10
	Chest - Plinth Base	12
	Chest - Legs	14
	Dresser - Plinth Base	16
	Dresser - Legs	18
	Bench Wardrobe Unupholstered - Plinth Base	20
	Bench Wardrobe Unupholstered - Legs	22
	Bench Wardrobe Upholstered - Plinth Base	24
	Bench Wardrobe Upholstered - Legs	26
	Wardrobe - Plinth Base	28
	Wardrobe - Legs	30
	Armoire - Plinth Base	32
	Armoire - Legs	34
	Bench Unupholstered - Plinth Base	36
	Bench Unupholstered - Legs	38
	Bench Upholstered - Plinth Base	40
	Bench Upholstered - Legs	42
	Mobile Table	44
<b>Accessories</b>		46
<b>Index</b>		48

# Ordering C.O.M., C.O.L., and C.O.V.

High Point

## Customer's Own Material ■

Specifications Form

March 2015

All fabrics, including COM, COL, KOM and in grades will be applied at the factory's discretion. If a pattern or stripe is to be applied in a certain direction, the customer MUST specify this in writing on the P.O. and attach a sample of the fabric with it running in the application direction to the P.O. Specifying fabric direction may increase the amount of COM or KOM yardage required. Check with KI Customer Service to see if an increase in yardage is necessary BEFORE specifying, ordering and sending COM and COL to the factory or having KOM quoted.

ALL C.O.M AND C.O.L SHIPMENTS  
MUST BE PREPAID TO: KI  
217 Feld Avenue  
High Point, NC 27263

COM and COL must be identified as follows:

1. Name and address
2. Your purchase order number
3. Our style number to which fabric is to be applied
4. Supplier name and fabric name, number, and color

COLLECT SHIPMENTS WILL BE REFUSED.

SHIPMENT SCHEDULE WILL BE GIVEN WHEN ALL FABRIC IS RECEIVED FOR ENTIRE ORDER

YARDAGE REQUIREMENTS LISTED IN PRICE LIST ARE BASED ON PLAIN GOODS 54" WIDE. Fabrics less than 54" wide, or those requiring matching (stripes, plaids, prints, large patterns) will require additional yardage based on the fabric used and the item ordered. FABRIC WITH NAP: IF USING MOHAIR, VELVET OR ANY FABRIC WITH A "NAP", INCREASE YARDAGE REQUIRE BY 11%. CONSULT MATRIX BELOW FOR ADDITIONAL YARDAGE NEEDED.

C.O.M. INCREASE MATRIX (The yardage matrix is also applicable to any reservations of KI Ingrade, Pallas, or KOM upholsteries).

This table is a general guide.

FABRIC WIDTH	PLAIN FABRIC	UNDER 7" REPEAT	8"-13" REPEAT	14"-21" REPEAT	22"-27" REPEAT	28"-33" REPEAT	34"-40" REPEAT	41"-48" REPEAT
54"	0	20%	25%	30%	40%	50%	60%	70%
51"-53"	15%	25%	30%	35%	45%	60%	70%	80%
48"-50"	20%	30%	35%	40%	50%	65%	75%	85%
45"-47"	30%	45%	50%	55%	60%	80%	90%	100%
36"-44"	50%	65%	70%	75%	80%	100%	110%	120%

FABRIC WITH DOUBLE REPEAT: IF USING A FABRIC WITH A DOUBLE REPEAT, PLEASE FOLLOW THIS FORMULA: TAKE THE TOTAL AMOUNT OF THE LARGER AND HALF OF THE SMALLER REPEAT; ADD TOGETHER TO FIND THE CORRECT OVERALL REPEAT. EXAMPLE: 10" VERTICAL WITH 14" HORIZONTAL WOULD BE  $14+5=19$ .

IF FABRIC COMES IN ON MULTIPLE ROLLS, ONE ADDITIONAL YARD PER ROLL NEEDS TO BE ADDED TO THE YARDAGE REQUIREMENT.

SPECIAL NOTE: WE CAN ASSUME NO RESPONSIBILITY FOR THE DURABILITY OR TAILORING QUALITY OF CUSTOMER FURNISHED COVERINGS (C.O.M.) OR KOM. KOM: is fabric that KI will purchase for you at jobber's price (net) plus a nominal charge for handling, shipping, and managing.





### Customer's Own Material ■

Specifications Form

March 2015

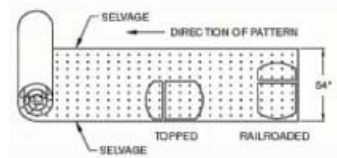
**ADDITIONAL NOTES:**

- Orders cannot go into production without the information listed at right.
- Attach memo sample to this approval sheet.
- If your order has been placed, list PO# \_\_\_\_\_
- The cost of the COM sample will be paid by the client.
- Even after preliminary approval, KI reserves the right to reject COM/COL if necessary when the quality is not satisfactory for the product to be upholstered. KI assumes no responsibility for its overall appearance, flammability, durability, color fastness or any other quality after upholstered on a KI product.

ALL COM MUST BE APPROVED.

Photocopy this form and submit with COM fabric for approval:

(This fabric approval is for the purpose of advising how to apply your COM fabric, verify yardage required, and suitability.)



YOUR COMPANY NAME \_\_\_\_\_

PHONE \_\_\_\_\_ FAX \_\_\_\_\_

Material Supplier \_\_\_\_\_

Material Name \_\_\_\_\_ Number \_\_\_\_\_

Material Color \_\_\_\_\_ Width \_\_\_\_\_

Vertical Repeat \_\_\_\_\_ Horizontal Repeat \_\_\_\_\_

Fiber Content \_\_\_\_\_

Direction Stripe/Pattern to be applied \_\_\_\_\_

**COM TO BE USED ON THE FOLLOWING:**

QTY	PRODUCT NAME/NUMBER
_____	_____
_____	_____
_____	_____
_____	_____
_____	_____

# Ordering C.O.M., C.O.L., and C.O.V.

Shipping Location

## C.O.M. SHIPPING LOCATION

### Architectural Walls

Genius Walls ..... MN

### Casegoods

Dante Benches ..... AG

Darwin Tackboards ..... MN

Aristotle Tackboards ..... MN

### Classroom Furniture

360° Classroom Furniture ..... BW

Intellect Wave Chairs ..... GB

Dorsal 1090 Chairs ..... GB

Dorsal Student Desks ..... GB

Learn2 ..... GB

### Desking

700 Series Desking ..... KP

Balance Overheads ..... MN

Genesis Desking ..... MN

True Desking ..... KP

Universal Overheads ..... MN

WorkZone Desking ..... MN

### Files & Storage

700 Series Pedestal Cushion ..... GB

U-Series Pedestal Cushion ..... GB

### Fixed Seating

Concerto Auditorium Seating ..... BW

Single Pedestal Seating ..... GB

Jury Base Seating ..... GB

Lancaster Auditorium Seating ..... BW

Sequence Seating ..... GB

University Seating ..... GB

### Panel Systems

All Terrain ..... KP

Balance Overheads ..... MN

System 3000 ..... MN

Universal Overheads ..... MN

Wireworks ..... MN

Unite ..... MN

### Residence Hall Furniture

RoomScape Furniture ..... MN

### Screens

True/Volition ..... KP

Genesis ..... KP

### Seating

100 Series Folding Chairs ..... BW

300 Series Folding Chairs ..... BW

600 Series Stools ..... BW

700 Series Folding Chairs ..... BW

1000 Series ..... GB

Aerdyn Guest Seating ..... HN

Affina Collection ..... HN

Arissa Lounge ..... HN

Altus Task Chairs ..... TM

Apply Stack Chairs ..... GB

Auditorium Folding Chairs ..... BW

Avail Task Chairs ..... OM

Bantam Guest Seating ..... HN

Briar Multiple & Healthcare Seating ..... HN

Boss Design Chairs ..... HN

Cinturon Lounge & Professional Seating .. HN

Cody Lounge Seating ..... HN

Connection Zone Privacy Booths ..... HN

Dorsal Stack & Tandem Seating ..... GB

Engage Task Chairs & Stools ..... GB

Flex Multiple & Healthcare Seating ..... HN

Front Row Seats (Silk Screening) ..... BW

GateOne Public Seating ..... BW

Grazie Seating ..... GB

Hub Modular Lounge Seating ..... HN

Impress Task Chairs ..... OM

Impress Ultra Task Chairs ..... OM

Jessa Lounge Seating ..... ..

Jubi Guest Chair ..... ..

Kismet Task/Guest Chairs & Stool

Kurv Benches ..... ..

LaResta Day Beds ..... ..

Maestro Stack Chairs ..... ..

Matrix Stack Chairs ..... ..

Medical & Laboratory Stools ..... ..

Mesa Lounge & Task Seating ..... ..

MyWay Seating ..... ..

Neena Benches ..... ..

Opt4 ..... ..

Perry Stack Chairs ..... ..

Perth Multiple & Healthcare Seati

Perth II Healthcare Seating ..... ..

Pilot Task Chairs ..... ..

Piretti Stack Chairs ..... ..

Promenade Seating System ..... ..

Rapture Stack Chairs & Stools.....

Relax Lounge Seating ..... ..

Rose Healthcare ..... ..

Sela Lounge Seating ..... ..

Sift Task Chairs ..... ..

Silhouette Stack Chairs & Stools..

Soltice Metal Collection ..... ..

Soltice Multiple, Healthcare & Gu

Soltice II Healthcare Seating ..... ..

Strive Multiple, Stack & Task ..... ..

Sway ..... ..

Tea Cup Lounge Seating ..... ..

Three Multiple, Healthcare & Lo

Three II Healthcare Seating ..... ..

Torsion-on-the-Go! Nesting Cha

Torsion Air Stack and Task Seating

Torsion Stack and Task Seating ....

Versa Stack Chairs & Stools ..... ..


### Site Furnishings

Logix ..... ..

KI Manufacturing Sites - Customer's Own Material Shipment Manufacturing Site Addresses






Ordering C.O.M., C.O.L., and C.O.V.  
Shipping Location



# Dante® Casegoods

Bedside Cabinet - Plinth Base

	MODEL	W x H x D	MODEL NUMBER							Approx. Packaged Weight
			Basic Model	Top Style	Surface Finish	Vertical Surface Laminate	Lock Option	Pull Option	Pull Finish	
 <p>DBC</p>	<b>3 Drawers</b> • Nominal drawer front height: 8" • If LM2 (2" thick laminate) top style is selected the overall unit height will be 31"	20 x 30 x 21"	DBC3P	<input type="checkbox"/> <input type="checkbox"/>	<input type="checkbox"/> <input type="checkbox"/>	<input type="checkbox"/> <input type="checkbox"/> <input type="checkbox"/> <input type="checkbox"/>	<input type="checkbox"/> <input type="checkbox"/>	<input type="checkbox"/> <input type="checkbox"/>	<input type="checkbox"/>	128.0#
 <p>DBC</p>	<b>1 Drawer - Cabinet</b> • Nominal top drawer front height: 8" • Nominal bottom door height: 16" • One adjustable shelf included • If LM2 (2" thick laminate) top style is selected the overall unit height will be 31"	20 x 30 x 21"	DBCCP	<input type="checkbox"/> <input type="checkbox"/>	<input type="checkbox"/> <input type="checkbox"/>	<input type="checkbox"/> <input type="checkbox"/> <input type="checkbox"/> <input type="checkbox"/>	<input type="checkbox"/> <input type="checkbox"/>	<input type="checkbox"/> <input type="checkbox"/>	<input type="checkbox"/>	110.5#
 <p>DBC</p>	<b>1 Drawer - Open</b> • Nominal top drawer front height: 8" • Nominal bottom opening height: 16" • One adjustable shelf included • If LM2 (2" thick laminate) top style is selected the overall unit height will be 31"	20 x 30 x 21"	DBCOP	<input type="checkbox"/> <input type="checkbox"/>	<input type="checkbox"/> <input type="checkbox"/>	<input type="checkbox"/> <input type="checkbox"/> <input type="checkbox"/> <input type="checkbox"/>	<input type="checkbox"/> <input type="checkbox"/>	<input type="checkbox"/> <input type="checkbox"/>	<input type="checkbox"/>	102.0#
				<b>A</b>	<b>B</b>	<b>C</b>	<b>D</b>	<b>E</b>	<b>F</b>	<b>G</b>

## HOW TO ORDER

Indicate the following information on order form:

- Quantity of each item.
- Model number, including options. See "How To Build a Model Number".
- Any special service required.

Note: • The  indicates that a choice is required.

- The absence of the  indicates that no choice is required.
- Alpha-numeric characters in place of  indicate that no other alternatives are available.

## HOW TO BUILD A MODEL NUMBER

**A** Select basic model.

**B** Select top style.

**LM8** - 1" Thick full bullnose laminate top

**LM9** - 1" Thick half bullnose laminate top (standard)

**LM2** - Laminate top 2" thick

**MPN** - Membrane press plain top

**MPS** - Membrane press spill proof top

**SS** - Solid resin top 1" thick

**C** Select surface finish.

Refer to color addendum at [ki.com](http://ki.com) or KI Fabrics & Finishes binder.

**D** Select vertical surface laminate.

Refer to color addendum at [ki.com](http://ki.com) or KI Fabrics & Finishes binder.

**E** Select lock option.

**NL** - No lock (standard)

**KS** - Key standard

**KA** - Key alike (specify key number)

**NLC** - No lock core

**F** Select pull option.

**DCR** - Curved pull

**DPL** - Bowfront pull

**DSQ** - Square pull

**DWR** - Wire rod pull

See pricing column for square pull upcharge.

**G** Select pull finish.

Refer to color addendum at [ki.com](http://ki.com) or KI Fabrics & Finishes binder.

## INFORMATION

### Lock Option General Note:

When a lock option is selected for a unit with drawers, the top drawer only will lock. If the unit has two top drawers (side-by-side) both will lock. On units with doors, all doors will lock. For units with drawers and doors, the top drawer as well as all doors will lock.





# Dante® Casegoods

Bedside Cabinet - Plinth Base

LM8 Price	LM9 Price	LM2 Price	MPN Price	MPS Price	SS Price	Square Pull Upcharge
\$ 873	\$ 873	\$ 1005	\$ 1005	\$ 1308	\$ 1308	\$ 30
\$ 726	\$ 726	\$ 857	\$ 857	\$ 1159	\$ 1159	\$ 23
\$ 707	\$ 707	\$ 840	\$ 840	\$ 1143	\$ 1143	\$ 10

## SPECIAL SERVICES

### Special Carton Marking

With specially marked information N/C




### Shipping

Shipped **assembled freight prepaid f.o.b. Teutopolis, IL 62467** factory.  
Freight class #125.

Specifications and prices are subject to change without prior notice.

# Dante® Casegoods

Bedside Cabinet - Caster Base

	MODEL	W x H x D	MODEL NUMBER							Approx. Packaged Weight	
			Basic Model	Top Style	Surface Finish	Vertical Surface Laminate	Lock Option	Pull Option	Pull Finish		
 <p>DBC</p>	<b>3 Drawers</b> <ul style="list-style-type: none"> <li>Nominal drawer front height: 8"</li> <li>Front locking caster</li> <li>If LM2 (2" thick laminate) top style is selected the overall unit height will be 31"</li> </ul>	20 x 30 x 21"	DBC3C	<input type="checkbox"/> <input type="checkbox"/>	<input type="checkbox"/> <input type="checkbox"/>	<input type="checkbox"/> <input type="checkbox"/> <input type="checkbox"/> <input type="checkbox"/>	<input type="checkbox"/> <input type="checkbox"/>	<input type="checkbox"/> <input type="checkbox"/>	<input type="checkbox"/>	131.0#	
 <p>DBC</p>	<b>1 Drawer - Cabinet</b> <ul style="list-style-type: none"> <li>Nominal top drawer front height: 8"</li> <li>Nominal bottom door height: 16"</li> <li>One adjustable shelf included</li> <li>Front locking caster</li> <li>If LM2 (2" thick laminate) top style is selected the overall unit height will be 31"</li> </ul>	20 x 30 x 21"	DBC0C	<input type="checkbox"/> <input type="checkbox"/>	<input type="checkbox"/> <input type="checkbox"/>	<input type="checkbox"/> <input type="checkbox"/> <input type="checkbox"/> <input type="checkbox"/>	<input type="checkbox"/> <input type="checkbox"/>	<input type="checkbox"/> <input type="checkbox"/>	<input type="checkbox"/>	113.5#	
 <p>DBC</p>	<b>1 Drawer - Open</b> <ul style="list-style-type: none"> <li>Nominal top drawer front height: 8"</li> <li>Nominal bottom opening height: 16"</li> <li>One adjustable shelf included</li> <li>Front locking caster</li> <li>If LM2 (2" thick laminate) top style is selected the overall unit height will be 31"</li> </ul>	20 x 30 x 21"	DBC0C	<input type="checkbox"/> <input type="checkbox"/>	<input type="checkbox"/> <input type="checkbox"/>	<input type="checkbox"/> <input type="checkbox"/> <input type="checkbox"/> <input type="checkbox"/>	<input type="checkbox"/> <input type="checkbox"/>	<input type="checkbox"/> <input type="checkbox"/>	<input type="checkbox"/>	105.0#	
				<b>A</b>	<b>B</b>	<b>C</b>	<b>D</b>	<b>E</b>	<b>F</b>	<b>G</b>	

## HOW TO ORDER

Indicate the following information on order form:

- Quantity of each item.
- Model number, including options. See "How To Build a Model Number".
- Any special service required.

Note: • The  indicates that a choice is required.

- The absence of the  indicates that no choice is required.
- Alpha-numeric characters in place of  indicate that no other alternatives are available.

## HOW TO BUILD A MODEL NUMBER

**A** Select basic model.

**B** Select top style.

**LM8** - 1" Thick full bullnose laminate top

**LM9** - 1" Thick half bullnose laminate top (standard)

**LM2** - Laminate top 2" thick

**MPN** - Membrane press plain top

**MPS** - Membrane press spill proof top

**SS** - Solid resin top 1" thick

**C** Select surface finish.

Refer to color addendum at [ki.com](http://ki.com) or KI Fabrics & Finishes binder.

**D** Select vertical surface laminate.

Refer to color addendum at [ki.com](http://ki.com) or KI Fabrics & Finishes binder.

**E** Select lock option.

**NL** - No lock (standard)

**KS** - Key standard

**KA** - Key alike (specify key number)

**NLC** - No lock core

**F** Select pull option.

**DCR** - Curved pull

**DPL** - Bowfront pull

**DSQ** - Square pull

**DWR** - Wire rod pull

See pricing column for square pull upcharge.

**G** Select pull finish.

Refer to color addendum at [ki.com](http://ki.com) or KI Fabrics & Finishes binder.

## INFORMATION

### Lock Option General Note:

When a lock option is selected for a unit with drawers, the top drawer only will lock. If the unit has two top drawers (side-by-side) both will lock. On units with doors, all doors will lock. For units with drawers and doors, the top drawer as well as all doors will lock.



LM8 Price	LM9 Price	LM2 Price	MPN Price	MPS Price	SS Price	Square Pull Upcharge
\$ 1143	\$ 1143	\$ 1273	\$ 1273	\$ 1577	\$ 1577	\$ 30
\$ 993	\$ 993	\$ 1125	\$ 1125	\$ 1428	\$ 1428	\$ 23
\$ 983	\$ 983	\$ 1114	\$ 1114	\$ 1417	\$ 1417	\$ 10

**SPECIAL SERVICES**

**Special Carton Marking**

With specially marked information N/C




**Shipping**

Shipped **assembled freight prepaid f.o.b. Teutopolis, IL 62467** factory. Freight class #125.

Specifications and prices are subject to change without prior notice.

# Dante® Casegoods

Bedside Cabinet - Legs

MODEL	W x H x D	MODEL NUMBER								
		Basic Model	Top Style	Leg Option	Surface Finish	Vertical Surface Laminate	Lock Option	Pull Option	Leg/Pull Finish	
 <p><b>3 Drawers</b></p> <ul style="list-style-type: none"> <li>Nominal drawer front height: 8"</li> <li>If LM2 (2" thick laminate) top style is selected the overall unit height will be 31"</li> </ul>	20 x 30 x 21"	DBC3L	<input type="checkbox"/> <input type="checkbox"/> <input type="checkbox"/>	<input type="checkbox"/> <input type="checkbox"/> <input type="checkbox"/>	<input type="checkbox"/> <input type="checkbox"/> <input type="checkbox"/>	<input type="checkbox"/> <input type="checkbox"/> <input type="checkbox"/> <input type="checkbox"/>	<input type="checkbox"/> <input type="checkbox"/> <input type="checkbox"/>	<input type="checkbox"/> <input type="checkbox"/> <input type="checkbox"/>	<input type="checkbox"/> <input type="checkbox"/>	
 <p><b>1 Drawer - Cabinet</b></p> <ul style="list-style-type: none"> <li>Nominal top drawer front height: 8"</li> <li>Nominal bottom door height: 16"</li> <li>One adjustable shelf included</li> <li>If LM2 (2" thick laminate) top style is selected the overall unit height will be 31"</li> </ul>	20 x 30 x 21"	DBCCL	<input type="checkbox"/> <input type="checkbox"/> <input type="checkbox"/>	<input type="checkbox"/> <input type="checkbox"/> <input type="checkbox"/>	<input type="checkbox"/> <input type="checkbox"/> <input type="checkbox"/>	<input type="checkbox"/> <input type="checkbox"/> <input type="checkbox"/> <input type="checkbox"/>	<input type="checkbox"/> <input type="checkbox"/> <input type="checkbox"/>	<input type="checkbox"/> <input type="checkbox"/> <input type="checkbox"/>	<input type="checkbox"/> <input type="checkbox"/>	
 <p><b>1 Drawer - Open</b></p> <ul style="list-style-type: none"> <li>Nominal top drawer front height: 8"</li> <li>Nominal bottom opening height: 16"</li> <li>One adjustable shelf included</li> <li>If LM2 (2" thick laminate) top style is selected the overall unit height will be 31"</li> </ul>	20 x 30 x 21"	DBCOL	<input type="checkbox"/> <input type="checkbox"/> <input type="checkbox"/>	<input type="checkbox"/> <input type="checkbox"/> <input type="checkbox"/>	<input type="checkbox"/> <input type="checkbox"/> <input type="checkbox"/>	<input type="checkbox"/> <input type="checkbox"/> <input type="checkbox"/> <input type="checkbox"/>	<input type="checkbox"/> <input type="checkbox"/> <input type="checkbox"/>	<input type="checkbox"/> <input type="checkbox"/> <input type="checkbox"/>	<input type="checkbox"/> <input type="checkbox"/>	
			<b>A</b>	<b>B</b>	<b>C</b>	<b>D</b>	<b>E</b>	<b>F</b>	<b>G</b>	<b>H</b>

## HOW TO ORDER

Indicate the following information on order form:

- Quantity of each item.
- Model number, including options. See "How To Build a Model Number".
- Any special service required.

Note:

- The  indicates that a choice is required.
- The absence of the  indicates that no choice is required.
- Alpha-numeric characters in place of  indicate that no other alternatives are available.

## HOW TO BUILD A MODEL NUMBER

- A** Select basic model.
- B** Select top style.
  - LM8** - 1" Thick full bullnose laminate top
  - LM9** - 1" Thick half bullnose laminate top (standard)
  - LM2** - Laminate top 2" thick
  - MPN** - Membrane press plain top
  - MPS** - Membrane press spill proof top
  - SS** - Solid resin top 1" thick
- C** Select leg option.
  - RDL** - Round leg
  - SQL** - Square leg
- D** Select surface finish. Refer to color addendum at ki.com or KI Fabrics & Finishes binder.
- E** Select vertical surface laminate. Refer to color addendum at ki.com or KI

Fabrics & Finishes binder.

- F** Select lock option.
  - NL** - No lock (standard)
  - KS** - Key standard
  - KA** - Key alike (specify key number)
  - NLC** - No lock core
- G** Select pull option.
  - DCR** - Curved pull
  - DPL** - Bowfront pull
  - DSQ** - Square pull
  - DWR** - Wire rod pull

See pricing column for square pull upcharge.
- H** Select pull finish. Refer to color addendum at ki.com or KI Fabrics & Finishes binder.

## INFORMATION

### Lock Option General Note:

When a lock option is selected for a unit with drawers, the top drawer only will lock. If the unit has two top drawers (side-by-side) both will lock. On units with doors, all doors will lock. For units with drawers and doors, the top drawer as well as all doors will lock.



Approx. Packaged Weight	LM8 Price	LM9 Price	LM2 Price	MPN Price	MPS Price	SS Price	Square Pull Upcharge
128.0#	\$ 1058	\$ 1058	\$ 1189	\$ 1189	\$ 1490	\$ 1490	\$ 30
110.5#	\$ 907	\$ 907	\$ 1039	\$ 1039	\$ 1343	\$ 1343	\$ 23
102.0#	\$ 892	\$ 892	\$ 1023	\$ 1023	\$ 1325	\$ 1325	\$ 10

**SPECIAL SERVICES**

**Special Carton Marking**

With specially marked information N/C

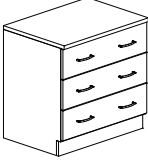
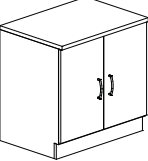
**Shipping**

Shipped **assembled freight prepaid f.o.b. Teutopolis, IL 62467** factory. Freight class #125.

Specifications and prices are subject to change without prior notice.

# Dante® Casegoods

Chest - Plinth Base

	MODEL	W x H x D	MODEL NUMBER							Approx. Packaged Weight
			Basic Model	Top Style	Surface Finish	Vertical Surface Laminate	Lock Option	Pull Option	Pull Finish	
 <p><b>Three Drawer Chest</b></p> <ul style="list-style-type: none"> <li>Nominal drawer front height: 8"</li> <li>If LM2 (2" thick laminate) top style is selected the overall unit height will be 31"</li> </ul>	30 x 30 x 21"	DC3DP	<input type="checkbox"/>	<input type="checkbox"/>	<input type="checkbox"/>	<input type="checkbox"/>	<input type="checkbox"/>	<input type="checkbox"/>	<input type="checkbox"/>	172.0#
 <p><b>Two Door Chest</b></p> <ul style="list-style-type: none"> <li>Nominal door height: 24"</li> <li>Two adjustable shelves included</li> <li>If LM2 (2" thick laminate) top style is selected the overall unit height will be 31"</li> </ul>	30 x 30 x 21"	DCCDP	<input type="checkbox"/>	<input type="checkbox"/>	<input type="checkbox"/>	<input type="checkbox"/>	<input type="checkbox"/>	<input type="checkbox"/>	<input type="checkbox"/>	150.0#
			<b>A</b>	<b>B</b>	<b>C</b>	<b>D</b>	<b>E</b>	<b>F</b>	<b>G</b>	

DC

DC

## HOW TO ORDER

Indicate the following information on order form:

- Quantity of each item.
- Model number, including options. See "How To Build a Model Number".
- Any special service required.

Note: • The  indicates that a choice is required.

- The absence of the  indicates that no choice is required.
- Alpha-numeric characters in place of  indicate that no other alternatives are available.

## HOW TO BUILD A MODEL NUMBER

**A** Select basic model.

**B** Select top style.

- LM8** - 1" Thick full bullnose laminate top
- LM9** - 1" Thick half bullnose laminate top (standard)
- LM2** - Laminate top 2" thick
- SS** - Solid resin top 1" thick

**C** Select surface finish.

Refer to color addendum at [ki.com](http://ki.com) or KI Fabrics & Finishes binder.

**D** Select vertical surface laminate.

Refer to color addendum at [ki.com](http://ki.com) or KI Fabrics & Finishes binder.

**E** Select lock option.

- KA** - Key alike (specify key number)
- KS** - Key standard
- NL** - No lock (standard)

**NLC** - No lock core

**F** Select pull option.

- DPL** - Bowfront pull
- DCR** - Curved pull
- DSQ** - Square pull
- DWR** - Wire rod pull

See pricing column for square pull upcharge.

**G** Select pull finish.

Refer to color addendum at [ki.com](http://ki.com) or KI Fabrics & Finishes binder.

## INFORMATION

### Lock Option General Note:

When a lock option is selected for a unit with drawers, the top drawer only will lock. If the unit has two top drawers (side-by-side) both will lock. On units with doors, all doors will lock. For units with drawers and doors, the top drawer as well as all doors will lock.



LM8 Price	LM9 Price	LM2 Price	SS Price	Square Pull Upcharge
\$ 1005	\$ 1005	\$ 1171	\$ 1634	\$ 57
\$ 822	\$ 822	\$ 988	\$ 1451	\$ 23

**SPECIAL SERVICES**

**Special Carton Marking**

With specially marked information N/C


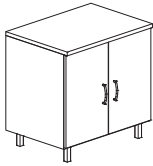
**Shipping**

Shipped **assembled freight prepaid f.o.b. Teutopolis, IL 62467** factory.  
Freight class #125.

Specifications and prices are subject to change without prior notice.

# Dante® Casegoods

Chest - Legs

	MODEL	W x H x D	MODEL NUMBER								
			Basic Model	Top Style	Leg Option	Surface Finish	Vertical Surface Laminate	Lock Option	Pull Option	Leg/Pull Finish	
	<b>Three Drawer Chest</b> • Nominal drawer front height: 8" • If LM2 (2" thick laminate) top style is selected the overall unit height will be 31"	30 x 30 x 21"	DC3DL	<input type="checkbox"/>	<input type="checkbox"/>	<input type="checkbox"/>	<input type="checkbox"/>	<input type="checkbox"/>	<input type="checkbox"/>	<input type="checkbox"/>	<input type="checkbox"/>
DC											
	<b>Two Door Chest</b> • Nominal door height: 24" • Two adjustable shelves included • If LM2 (2" thick laminate) top style is selected the overall unit height will be 31"	30 x 30 x 21"	DCCDL	<input type="checkbox"/>	<input type="checkbox"/>	<input type="checkbox"/>	<input type="checkbox"/>	<input type="checkbox"/>	<input type="checkbox"/>	<input type="checkbox"/>	<input type="checkbox"/>
DC											
			<b>A</b>	<b>B</b>	<b>C</b>	<b>D</b>	<b>E</b>	<b>F</b>	<b>G</b>	<b>H</b>	

## HOW TO ORDER

Indicate the following information on order form:

- Quantity of each item.
- Model number, including options. See "How To Build a Model Number".
- Any special service required.

Note: • The  indicates that a choice is required.

- The absence of the  indicates that no choice is required.
- Alpha-numeric characters in place of  indicate that no other alternatives are available.

## HOW TO BUILD A MODEL NUMBER

**A** Select basic model.

**B** Select top style.

**LM8** - 1" Thick full bullnose laminate top

**LM9** - 1" Thick half bullnose laminate top (standard)

**LM2** - Laminate top 2" thick

**SS** - Solid resin top 1" thick

**C** Select leg option.

**RDL** - Round leg

**SQL** - Square leg

**D** Select surface finish.

Refer to color addendum at ki.com or KI Fabrics & Finishes binder.

**E** Select vertical surface laminate.

Refer to color addendum at ki.com or KI Fabrics & Finishes binder.

**F** Select lock option.

**KA** - Key alike (specify key number)

**KS** - Key standard

**NL** - No lock (standard)

**NLC** - No lock core

**G** Select pull option.

**DPL** - Bowfront pull

**DCR** - Curved pull

**DSQ** - Square pull

**DWR** - Wire rod pull

See pricing column for square pull upcharge.

**H** Select pull finish.

Refer to color addendum at ki.com or KI Fabrics & Finishes binder.

## INFORMATION

### Lock Option General Note:

When a lock option is selected for a unit with drawers, the top drawer only will lock. If the unit has two top drawers (side-by-side) both will lock. On units with doors, all doors will lock. For units with drawers and doors, the top drawer as well as all doors will lock.





Approx. Packaged Weight	LM8 Price	LM9 Price	LM2 Price	SS Price	Square Pull Upcharge
172.0#	\$ 1182	\$ 1182	\$ 1348	\$ 1811	\$ 57
150.0#	\$ 1000	\$ 1000	\$ 1165	\$ 1628	\$ 23

#### SPECIAL SERVICES

##### Special Carton Marking

With specially marked information N/C

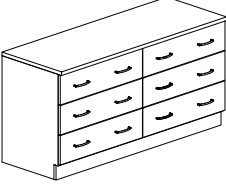
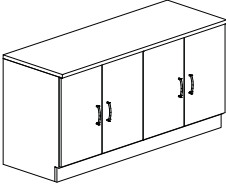
##### Shipping

Shipped **assembled freight prepaid f.o.b. Teutopolis, IL 62467** factory.  
Freight class #125.

Specifications and prices are subject to change without prior notice.

# Dante® Casegoods

Dresser - Plinth Base

MODEL	W x H x D	MODEL NUMBER							Approx. Packaged Weight	
		Basic Model	Top Style	Surface Finish	Vertical Surface Laminate	Lock Option	Pull Option	Pull Finish		
 <p><b>Six Drawer Dresser</b></p> <ul style="list-style-type: none"> <li>Nominal drawer front height: 8"</li> <li>If LM2 (2" thick laminate) top style is selected the overall unit height will be 31"</li> </ul>	60 x 30 x 21"	DD6DP	<input type="checkbox"/> <input type="checkbox"/> <input type="checkbox"/>	<input type="checkbox"/> <input type="checkbox"/> <input type="checkbox"/>	<input type="checkbox"/> <input type="checkbox"/> <input type="checkbox"/> <input type="checkbox"/>	<input type="checkbox"/> <input type="checkbox"/> <input type="checkbox"/>	<input type="checkbox"/> <input type="checkbox"/> <input type="checkbox"/>	<input type="checkbox"/>	350.0#	
	DD									
 <p><b>Four Door Dresser</b></p> <ul style="list-style-type: none"> <li>Nominal door height: 24"</li> <li>Four adjustable shelves included</li> <li>If LM2 (2" thick laminate) top style is selected the overall unit height will be 31"</li> </ul>	60 x 30 x 21"	DDDDP	<input type="checkbox"/> <input type="checkbox"/> <input type="checkbox"/>	<input type="checkbox"/> <input type="checkbox"/> <input type="checkbox"/>	<input type="checkbox"/> <input type="checkbox"/> <input type="checkbox"/> <input type="checkbox"/>	<input type="checkbox"/> <input type="checkbox"/> <input type="checkbox"/>	<input type="checkbox"/> <input type="checkbox"/> <input type="checkbox"/>	<input type="checkbox"/>	334.0#	
	DD									

**A** **B** **C** **D** **E** **F** **G**

## HOW TO ORDER

Indicate the following information on order form:

- Quantity of each item.
- Model number, including options. See "How To Build a Model Number".
- Any special service required.

Note: • The  indicates that a choice is required.

- The absence of the  indicates that no choice is required.
- Alpha-numeric characters in place of  indicate that no other alternatives are available.

## HOW TO BUILD A MODEL NUMBER

**A** Select basic model.

**B** Select top style.

**LM8** - 1" Thick full bullnose laminate top

**LM9** - 1" Thick half bullnose laminate top (standard)

**LM2** - Laminate top 2" thick

**SS** - Solid resin top 1" thick

**C** Select surface finish.

Refer to color addendum at ki.com or KI Fabrics & Finishes binder.

**D** Select vertical surface laminate.

Refer to color addendum at ki.com or KI Fabrics & Finishes binder.

**E** Select lock option.

**NL** - No lock (standard)

**KS** - Key standard

**KA** - Key alike (specify key number)

**NLC** - No lock core

**F** Select pull option.

**DCR** - Curved pull

**DPL** - Bowfront pull

**DSQ** - Square pull

**DWR** - Wire rod pull

See pricing column for square pull upcharge.

**G** Select pull finish.

Refer to color addendum at ki.com or KI Fabrics & Finishes binder.

## INFORMATION

### Lock Option General Note:

When a lock option is selected for a unit with drawers, the top drawer only will lock. If the unit has two top drawers (side-by-side) both will lock. On units with doors, all doors will lock. For units with drawers and doors, the top drawer as well as all doors will lock.



LM8 Price	LM9 Price	LM2 Price	SS Price	Square Pull Upcharge
\$ 1875	\$ 1875	\$ 2314	\$ 3118	\$ 109
\$ 1508	\$ 1508	\$ 1948	\$ 2752	\$ 35

#### SPECIAL SERVICES

##### Special Carton Marking

With specially marked information N/C


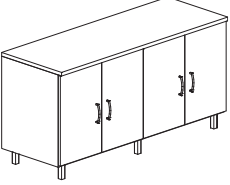
##### Shipping

Shipped **assembled freight prepaid f.o.b. Teutopolis, IL 62467** factory.  
Freight class #125.

Specifications and prices are subject to change without prior notice.

# Dante® Casegoods

Dresser - Legs

MODEL	W x H x D	MODEL NUMBER							
		Basic Model	Top Style	Leg Option	Surface Finish	Vertical Surface Laminate	Lock Option	Pull Option	Leg/Pull Finish
 <p><b>Six Drawer Dresser</b></p> <ul style="list-style-type: none"> <li>Nominal drawer front height: 8"</li> <li>If LM2 (2" thick laminate) top style is selected the overall unit height will be 31"</li> </ul>	60 x 30 x 21"	DD6DL	<input type="checkbox"/> <input type="checkbox"/>	<input type="checkbox"/> <input type="checkbox"/>	<input type="checkbox"/> <input type="checkbox"/>	<input type="checkbox"/> <input type="checkbox"/> <input type="checkbox"/> <input type="checkbox"/>	<input type="checkbox"/> <input type="checkbox"/>	<input type="checkbox"/> <input type="checkbox"/>	<input type="checkbox"/> <input type="checkbox"/>
	DD								
 <p><b>Four Door Dresser</b></p> <ul style="list-style-type: none"> <li>Nominal door height: 24"</li> <li>Four adjustable shelves included</li> <li>If LM2 (2" thick laminate) top style is selected the overall unit height will be 31"</li> </ul>	60 x 30 x 21"	DDDDL	<input type="checkbox"/> <input type="checkbox"/>	<input type="checkbox"/> <input type="checkbox"/>	<input type="checkbox"/> <input type="checkbox"/>	<input type="checkbox"/> <input type="checkbox"/> <input type="checkbox"/> <input type="checkbox"/>	<input type="checkbox"/> <input type="checkbox"/>	<input type="checkbox"/> <input type="checkbox"/>	<input type="checkbox"/> <input type="checkbox"/>
	DD								

**A B C D E F G H**

### HOW TO ORDER

Indicate the following information on order form:

- Quantity of each item.
- Model number, including options. See "How To Build a Model Number".
- Any special service required.

Note: • The  indicates that a choice is required.

- The absence of the  indicates that no choice is required.
- Alpha-numeric characters in place of  indicate that no other alternatives are available.

### HOW TO BUILD A MODEL NUMBER

- A** Select basic model.
- B** Select top style.
 

<b>LM8</b>	- 1" Thick full bullnose laminate top
<b>LM9</b>	- 1" Thick half bullnose laminate top (standard)
<b>LM2</b>	- Laminate top 2" thick
<b>SS</b>	- Solid resin top 1" thick
- C** Select leg option.
 

<b>RDL</b>	- Round leg
<b>SQL</b>	- Square leg
- D** Select surface finish.  
Refer to color addendum at [ki.com](http://ki.com) or KI Fabrics & Finishes binder.
- E** Select vertical surface laminate.  
Refer to color addendum at [ki.com](http://ki.com) or KI Fabrics & Finishes binder.
- F** Select lock option.

- |            |                                  |
|------------|----------------------------------|
| <b>NL</b>  | - No lock (standard)             |
| <b>KS</b>  | - Key standard                   |
| <b>KA</b>  | - Key alike (specify key number) |
| <b>NLC</b> | - No lock core                   |
- G** Select pull option.
 

<b>DPL</b>	- Bowfront pull
<b>DCR</b>	- Curved pull
<b>DSQ</b>	- Square pull
<b>DWR</b>	- Wire rod pull

See pricing column for square pull upcharge.

- H** Select pull finish.  
Refer to color addendum at [ki.com](http://ki.com) or KI Fabrics & Finishes binder.

### INFORMATION

#### Lock Option General Note:

When a lock option is selected for a unit with drawers, the top drawer only will lock. If the unit has two top drawers (side-by-side) both will lock. On units with doors, all doors will lock. For units with drawers and doors, the top drawer as well as all doors will lock.



Approx. Packaged Weight	LM8 Price	LM9 Price	LM2 Price	SS Price	Square Pull Upcharge
336.0#	\$ 2056	\$ 2056	\$ 2497	\$ 4444	\$ 109
319.0#	\$ 1690	\$ 1690	\$ 2130	\$ 2936	\$ 35

**SPECIAL SERVICES**

**Special Carton Marking**

With specially marked information N/C

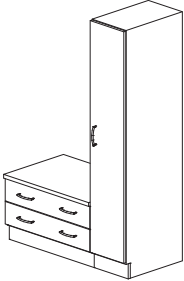
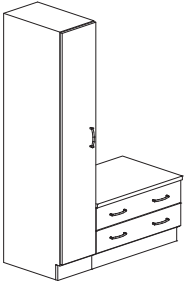
**Shipping**

Shipped **assembled freight prepaid f.o.b. Teutopolis, IL 62467** factory. Freight class #125.

Specifications and prices are subject to change without prior notice.

# Dante® Casegoods

Bench Wardrobe Unupholstered - Plinth Base

MODEL	W x H x D	MODEL NUMBER							Approx. Packaged Weight		
		Basic Model	Top Style	Surface Finish	Vertical Surface Laminate	Lock Option	Pull Option	Pull Finish			
 <p><b>Bench - Wardrobe Right Facing - Bench on the left, wardrobe on the right when facing the unit</b></p> <ul style="list-style-type: none"> <li>Nominal drawer front height: 6"</li> <li>Nominal wardrobe width: 12"</li> <li>Nominal bench height: 18"</li> <li>If LM2 (2" thick laminate) top style is selected the nominal bench height will be 19"</li> <li>Shelf and hanger rod included</li> <li>Wardrobe top shelf height: 57-1/2"</li> <li>Wardrobe hanger rod height: 54-1/2"</li> <li>Both wardrobe top shelf height and hanger rod height are from ground</li> </ul>	42 x 66 x 21"	DBWRPS	<input type="checkbox"/> <input type="checkbox"/> <input type="checkbox"/>	<input type="checkbox"/> <input type="checkbox"/> <input type="checkbox"/>	<input type="checkbox"/> <input type="checkbox"/> <input type="checkbox"/> <input type="checkbox"/>	<input type="checkbox"/> <input type="checkbox"/> <input type="checkbox"/>	<input type="checkbox"/> <input type="checkbox"/> <input type="checkbox"/>	<input type="checkbox"/> <input type="checkbox"/>	135.0#		
	DBW										
	 <p><b>Bench - Wardrobe Left Facing - Bench on the right, wardrobe on the left when facing the unit</b></p> <ul style="list-style-type: none"> <li>Nominal drawer front height: 6"</li> <li>Nominal wardrobe width: 12"</li> <li>Nominal bench height: 18"</li> <li>If LM2 (2" thick laminate) top style is selected the nominal bench height will be 19"</li> <li>Shelf and hanger rod included</li> <li>Wardrobe top shelf height: 57-1/2"</li> <li>Wardrobe hanger rod height: 54-1/2"</li> <li>Both wardrobe top shelf height and hanger rod height are from ground</li> </ul>	42 x 66 x 21"	DBWLPS	<input type="checkbox"/> <input type="checkbox"/> <input type="checkbox"/>	<input type="checkbox"/> <input type="checkbox"/> <input type="checkbox"/>	<input type="checkbox"/> <input type="checkbox"/> <input type="checkbox"/> <input type="checkbox"/>	<input type="checkbox"/> <input type="checkbox"/> <input type="checkbox"/>	<input type="checkbox"/> <input type="checkbox"/> <input type="checkbox"/>	<input type="checkbox"/> <input type="checkbox"/>	135.0#	
		DBW									

**A B C D E F G**

## HOW TO ORDER

Indicate the following information on order form:

- Quantity of each item.
- Model number, including options. See "How To Build a Model Number".
- Any special service required.

Note: • The  indicates that a choice is required.

- The absence of the  indicates that no choice is required.
- Alpha-numeric characters in place of  indicate that no other alternatives are available.

## HOW TO BUILD A MODEL NUMBER

**A** Select basic model.

**B** Select top style.

- LM8** - 1" Thick full bullnose laminate top
- LM9** - 1" Thick half bullnose laminate top (standard)
- LM2** - Laminate top 2" thick
- SS** - Solid resin top 1" thick

**C** Select surface finish.

Refer to color addendum at ki.com or KI Fabrics & Finishes binder.

**D** Select vertical surface laminate.

Refer to color addendum at ki.com or KI Fabrics & Finishes binder.

**E** Select lock option.

- NL** - No lock (standard)
- KS** - Key standard
- KA** - Key alike (specify key number)

**NLC** - No lock core

**F** Select pull option.

- DCR** - Curved pull
- DSQ** - Square pull
- DWR** - Wire rod pull
- DPL** - Bowfront pull

See pricing column for square pull upcharge.

**G** Select pull finish.

Refer to color addendum at ki.com or KI Fabrics & Finishes binder.

## INFORMATION

### Lock Option General Note:

When a lock option is selected for a unit with drawers, the top drawer only will lock. If the unit has two top drawers (side-by-side) both will lock. On units with doors, all doors will lock. For units with drawers and doors, the top drawer as well as all doors will lock.



Dante® Casegoods  
Bench Wardrobe Unupholstered - Plinth Base

LM8 Price	LM9 Price	LM2 Price	SS Price	Square Pull Upcharge
\$ 1650	\$ 1650	\$ 1817	\$ 2278	\$ 46
\$ 1650	\$ 1650	\$ 1817	\$ 2278	\$ 46

**SPECIAL SERVICES**

**Special Carton Marking**

With specially marked information N/C

**Shipping**

Shipped **assembled freight prepaid f.o.b. Teutopolis, IL 62467** factory.  
Freight class #125.

Specifications and prices are subject to change without prior notice.







# Dante® Casegoods

Bench Wardrobe Unupholstered - Legs

Approx. Packaged Weight	LM8 Price	LM9 Price	LM2 Price	SS Price	Square Pull Upcharge
132.0#	\$ 1921	\$ 1921	\$ 2085	\$ 2548	\$ 35

132.0#	\$ 1921	\$ 1921	\$ 2085	\$ 2548	\$ 35
--------	---------	---------	---------	---------	-------

### SPECIAL SERVICES

#### Special Carton Marking

With specially marked information N/C

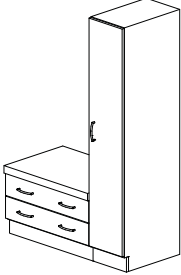
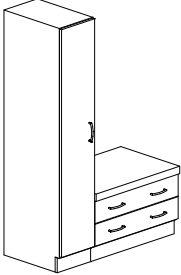
#### Shipping

Shipped **assembled freight prepaid f.o.b. Teutopolis, IL 62467** factory. Freight class #125.

Specifications and prices are subject to change without prior notice.

# Dante® Casegoods

Bench Wardrobe Upholstered - Plinth Base

MODEL	MODEL NUMBER								Approx. Packaged Weight
	Basic Model	Fabric Color	Vertical Surface Laminate	Lock Option	Pull Option	Leg/Pull Finish	Moisture Barrier	Fire Code	
 <p><b>Bench - Wardrobe Right Facing - Bench on the left, wardrobe on the right when facing the unit</b></p> <ul style="list-style-type: none"> <li>• WxHxD = 42 x 66 x 21"</li> <li>• Nominal drawer front height: 6"</li> <li>• Nominal wardrobe width: 12"</li> <li>• Nominal bench height: 18"</li> <li>• Shelf and hanger rod included</li> <li>• Upholstered pad included</li> <li>• COM req. 1 yd.</li> <li>• Wardrobe top shelf height: 57-1/2"</li> <li>• Wardrobe hanger rod height: 54-1/2"</li> <li>• Both wardrobe top shelf height and hanger rod height are from ground</li> </ul>	DBWRPU	□□□□	□□□□	□□□	□□□	□□	□□□	□□□	120.0#
 <p><b>Bench - Wardrobe Left Facing - Bench on the right, wardrobe on the left when facing the unit</b></p> <ul style="list-style-type: none"> <li>• WxHxD = 42 x 66 x 21"</li> <li>• Nominal drawer front height: 6"</li> <li>• Nominal wardrobe width: 12"</li> <li>• Nominal bench height: 18"</li> <li>• Shelf and hanger rod included</li> <li>• Upholstered pad included</li> <li>• COM req. 1 yd.</li> <li>• Wardrobe top shelf height: 57-1/2"</li> <li>• Wardrobe hanger rod height: 54-1/2"</li> <li>• Both wardrobe top shelf height and hanger rod height are from ground</li> </ul>	DBWLP	□□□□	□□□□	□□□	□□□	□□	□□□	□□□	120.0#

**A**   **B**   **C**   **D**   **E**   **F**   **G**   **H**

### HOW TO ORDER

Indicate the following information on order form:

1. Quantity of each item.
2. Model number, including options. See "How To Build a Model Number".
3. Any special service required.

Note: • The □ indicates that a choice is required.

- The absence of the □ indicates that no choice is required.
- Alpha-numeric characters in place of □ indicate that no other alternatives are available.

### HOW TO BUILD A MODEL NUMBER

- A** Select basic model.
- B** Select fabric. Refer to color addendum at ki.com or KI Fabrics & Finishes binder.
- C** Select vertical surface laminate. Refer to color addendum at ki.com or KI Fabrics & Finishes binder.
- D** Select lock option.
 

<b>KA</b>	- Key alike (specify key number)
<b>KS</b>	- Key standard
<b>NL</b>	- No lock (standard)
<b>NLC</b>	- No lock core
- E** Select pull option.
 

<b>DPL</b>	- Bowfront pull
<b>DCR</b>	- Curved pull
<b>DSQ</b>	- Square pull
<b>DWR</b>	- Wire rod pull

 See pricing column for square pull
- F** Select pull finish. Refer to color addendum at ki.com or KI Fabrics & Finishes binder.
- G** Select moisture barrier.
 

<b>MB</b>	- Moisture barrier
<b>NMB</b>	- No moisture barrier

 See pricing column for moisture barrier upcharge.
- H** Select TB133.
 

<b>NFR</b>	- No TB133 fire retardant
<b>FR</b>	- Fire retardant

 See pricing column for TB133 upcharge.

### INFORMATION

#### Lock Option General Note:

When a lock option is selected for a unit with drawers, the top drawer only will lock. If the unit has two top drawers (side-by-side) both will lock. On units with doors, all doors will lock. For units with drawers and doors, the top drawer as well as all doors will lock.



C.O.M Price	Grade C	Grade D	Grade E & C.O.L.	Grade F	Grade G	Grade H	Grade I	Grade J	Grade K	Grade L Leather	Grade M Leather	Square Pull Upcharge	TB133 add to list price	Moisture Barrier add to list price
\$ 2205	\$ 2244	\$ 2262	\$ 2269	\$ 2276	\$ 2294	\$ 2311	\$ 2330	\$ 2374	\$ 2415	\$ 2459	\$ 2543	\$ 46	\$ 114	\$ 161

\$ 2205	\$ 2244	\$ 2262	\$ 2269	\$ 2276	\$ 2294	\$ 2311	\$ 2330	\$ 2374	\$ 2415	\$ 2459	\$ 2543	\$ 46	\$ 114	\$ 161
---------	---------	---------	---------	---------	---------	---------	---------	---------	---------	---------	---------	-------	--------	--------

#### INFORMATION

##### Fabric Disclaimer

Fabric will be applied as swatched by the fabric manufacturer. Fabric that is required to be applied differently than is swatched will need a Special Cost Request written specifying the direction the fabric is to be applied. The posted standard lead time will apply to the Special Cost Request.

#### INFORMATION

##### C.O.M. Requirements

C.O.M. yardage requirements listed above are based on plain goods 54" wide. If less than 54" wide or fabrics requiring matching (stripes, plaids, prints, large patterns), additional yardage will be needed. Consult C.O.M. matrix on the Ordering C.O.M. and C.O.L. page for additional yardage needed. For C.O.M. fabric sent to KI-High Point on multiple rolls, add an additional yard of fabric per roll to the yardage requirements.

##### C.O.L. Requirements

Figure 18 sq. ft. of leather (C.O.L.) for each yard shown (i.e., 4.75 x 18 = 85.5 sq. ft.).

##### Minimum Fabric/Leather Quantity

Minimum order for fabric is 1 yard. Minimum order for leather is 1 hide (approximately 50 sq. ft.).

#### SPECIAL SERVICES

##### Special Carton Marking

With specially marked information N/C

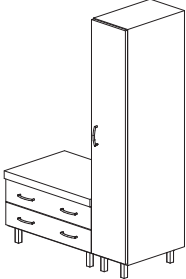
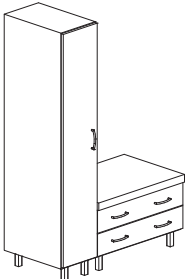
##### Shipping

Shipped **assembled freight prepaid f.o.b. Teutopolis, IL 62467** factory. Freight class #125.

Specifications and prices are subject to change without prior notice.

# Dante® Casegoods

Bench Wardrobe Upholstered - Legs

MODEL	MODEL NUMBER									Approx. Packaged Weight
	Basic Model	Fabric Color	Leg Option	Vertical Surface Laminate	Lock Option	Pull Option	Leg/Pull Finish	MB	Fire Code	
 <p><b>Bench - Wardrobe Right Facing - Bench on the left, wardrobe on the right when facing the unit</b></p> <ul style="list-style-type: none"> <li>• WxHxD = 42 x 66 x 21"</li> <li>• Nominal drawer front height: 6"</li> <li>• Nominal wardrobe width: 12"</li> <li>• Nominal bench height: 18"</li> <li>• Shelf and hanger rod included</li> <li>• Upholstered pad included</li> <li>• COM req. 1 yd.</li> <li>• Wardrobe top shelf height: 57-1/2"</li> <li>• Wardrobe hanger rod height: 54-1/2"</li> <li>• Both wardrobe top shelf height and hanger rod height are from ground</li> </ul>	DBWRLU	□□□	□□□	□□□□	□□□	□□□	□□	□□□	□□□	117.0#
 <p><b>Bench - Wardrobe Left Facing - Bench on the right, wardrobe on the left when facing the unit</b></p> <ul style="list-style-type: none"> <li>• WxHxD = 42 x 66 x 21"</li> <li>• Nominal drawer front height: 6"</li> <li>• Nominal wardrobe width: 12"</li> <li>• Nominal bench height: 18"</li> <li>• Shelf and hanger rod included</li> <li>• Upholstered pad included</li> <li>• COM req. 1 yd.</li> <li>• Wardrobe top shelf height: 57-1/2"</li> <li>• Wardrobe hanger rod height: 54-1/2"</li> <li>• Both wardrobe top shelf height and hanger rod height are from ground</li> </ul>	DBWLLU	□□□	□□□	□□□□	□□□	□□□	□□	□□□	□□□	117.0#
	<b>A</b>	<b>B</b>	<b>C</b>	<b>D</b>	<b>E</b>	<b>F</b>	<b>G</b>	<b>H</b>	<b>I</b>	

### HOW TO ORDER

Indicate the following information on order form:

1. Quantity of each item.
2. Model number, including options. See "How To Build a Model Number".
3. Any special service required.

Note: • The  indicates that a choice is required.

- The absence of the  indicates that no choice is required.
- Alpha-numeric characters in place of  indicate that no other alternatives are available.

### HOW TO BUILD A MODEL NUMBER

- A** Select basic model.
- B** Select fabric.  
Refer to color addendum at ki.com or KI Fabrics & Finishes binder.
- C** Select leg option.  

<b>RDL</b>	- Round leg
<b>SQL</b>	- Square leg
- D** Select vertical surface laminate.  
Refer to color addendum at ki.com or KI Fabrics & Finishes binder.
- E** Select lock option.  

<b>KA</b>	- Key alike (specify key number)
<b>KS</b>	- Key standard
<b>NL</b>	- No lock (standard)
<b>NLC</b>	- No lock core
- F** Select pull option.  

<b>DPL</b>	- Bowfront pull
------------	-----------------

- |            |                 |
|------------|-----------------|
| <b>DCR</b> | - Curved pull   |
| <b>DSQ</b> | - Square pull   |
| <b>DWR</b> | - Wire rod pull |
- See pricing column for square pull upcharge.
- G** Select pull finish.  
Refer to color addendum at ki.com or KI Fabrics & Finishes binder.
  - H** Select moisture barrier.  

<b>MB</b>	- Moisture barrier
<b>NMB</b>	- No moisture barrier

 See pricing column for moisture barrier upcharge.
  - I** Select TB133.  

<b>NFR</b>	- No TB133 fire retardant
<b>FR</b>	- Fire retardant

 See pricing column for TB133 upcharge.

### INFORMATION

#### Fabric Disclaimer

Fabric will be applied as swatched by the fabric manufacturer. Fabric that is required to be applied differently than is swatched will need a Special Cost Request written specifying the direction the fabric is to be applied. The posted standard lead time will apply to the Special Cost Request.

#### Lock Option General Note:

When a lock option is selected for a unit with drawers, the top drawer only will lock. If the unit has two top drawers (side-by-side) both will lock. On units with doors, all doors will lock. For units with drawers and doors, the top drawer as well as all doors will lock.



C.O.M Price	Grade C	Grade D	Grade E & C.O.L.	Grade F	Grade G	Grade H	Grade I	Grade J	Grade K	Grade L Leather	Grade M Leather	TB133 add to list price	Moisture Barrier add to list price	Square Pull Upcharge
\$ 2479	\$ 2518	\$ 2529	\$ 2543	\$ 2551	\$ 2569	\$ 2584	\$ 2607	\$ 2647	\$ 2689	\$ 2733	\$ 2748	\$ 114	\$ 161	\$ 46
\$ 2479	\$ 2518	\$ 2529	\$ 2543	\$ 2551	\$ 2569	\$ 2584	\$ 2607	\$ 2647	\$ 2689	\$ 2733	\$ 2748	\$ 114	\$ 161	\$ 46

**INFORMATION**

**C.O.M. Requirements**

C.O.M. yardage requirements listed above are based on plain goods 54" wide. If less than 54" wide or fabrics requiring matching (stripes, plaids, prints, large patterns), additional yardage will be needed. Consult C.O.M. matrix on the Ordering C.O.M. and C.O.L. page for additional yardage needed. For C.O.M. fabric sent to KI-High Point on multiple rolls, add an additional yard of fabric per roll to the yardage requirements.

**C.O.L. Requirements**

Figure 18 sq. ft. of leather (C.O.L.) for each yard shown (i.e., 4.75 x 18 = 85.5 sq. ft.).

**Minimum Fabric/Leather Quantity**

Minimum order for fabric is 1 yard. Minimum order for leather is 1 hide (approximately 50 sq. ft.).

**SPECIAL SERVICES**

**Special Carton Marking**

With specially marked information N/C



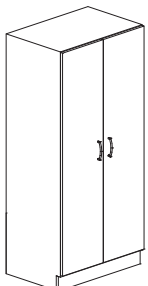
**Shipping**

Shipped **assembled freight prepaid f.o.b. Teutopolis, IL 62467** factory. Freight class #125.

Specifications and prices are subject to change without prior notice.

# Dante® Casegoods

Wardrobe - Plinth Base

MODEL	W x H x D	MODEL NUMBER					Approx. Packaged Weight
		Basic Model	Vertical Surface Laminate	Lock Option	Pull Option	Pull Finish	
 <p><b>Wardrobe - 18"</b></p> <ul style="list-style-type: none"> <li>Shelf and hanger rod included</li> <li>Wardrobe top shelf height: 57-1/2"</li> <li>Wardrobe hanger rod height: 54-1/2"</li> <li>Both wardrobe top shelf height and hanger rod height are from ground</li> </ul>	18 x 66 x 21"	DWD18P	<input type="checkbox"/> <input type="checkbox"/> <input type="checkbox"/> <input type="checkbox"/>	<input type="checkbox"/> <input type="checkbox"/>	<input type="checkbox"/> <input type="checkbox"/> <input type="checkbox"/>	<input type="checkbox"/> <input type="checkbox"/>	143.5#
	DWD						
 <p><b>Wardrobe - 24"</b></p> <ul style="list-style-type: none"> <li>Shelf and hanger rod included</li> <li>Wardrobe top shelf height: 57-1/2"</li> <li>Wardrobe hanger rod height: 54-1/2"</li> <li>Both wardrobe top shelf height and hanger rod height are from ground</li> </ul>	24 x 66 x 21"	DWD24P	<input type="checkbox"/> <input type="checkbox"/> <input type="checkbox"/> <input type="checkbox"/>	<input type="checkbox"/> <input type="checkbox"/>	<input type="checkbox"/> <input type="checkbox"/> <input type="checkbox"/>	<input type="checkbox"/> <input type="checkbox"/>	171.5#
	DWD						
 <p><b>Wardrobe - 30"</b></p> <ul style="list-style-type: none"> <li>Shelf and hanger rod included</li> <li>Wardrobe top shelf height: 57-1/2"</li> <li>Wardrobe hanger rod height: 54-1/2"</li> <li>Both wardrobe top shelf height and hanger rod height are from ground</li> </ul>	30 x 66 x 21"	DWD30P	<input type="checkbox"/> <input type="checkbox"/> <input type="checkbox"/> <input type="checkbox"/>	<input type="checkbox"/> <input type="checkbox"/>	<input type="checkbox"/> <input type="checkbox"/> <input type="checkbox"/>	<input type="checkbox"/> <input type="checkbox"/>	195.0#
	DWD						

**A**   **B**   **C**   **D**   **E**

### HOW TO ORDER

Indicate the following information on order form:

- Quantity of each item.
- Model number, including options. See "How To Build a Model Number".
- Any special service required.

Note:

- The  indicates that a choice is required.
- The absence of the  indicates that no choice is required.
- Alpha-numeric characters in place of  indicate that no other alternatives are available.

### HOW TO BUILD A MODEL NUMBER

Fabrics & Finishes binder.

- A** Select basic model.
- B** Select vertical surface laminate.  
Refer to color addendum at ki.com or KI Fabrics & Finishes binder.
- C** Select lock option.
 

NL	- No lock (standard)
KS	- Key standard
KA	- Key alike (specify key number)
NLC	- No lock core
- D** Select pull option.
 

DSQ	- Square pull
DPL	- Bowfront pull
DWR	- Wire rod pull
DCR	- Curved pull

See pricing column for square pull upcharge.
- E** Select pull finish.  
Refer to color addendum at ki.com or KI

### INFORMATION

#### Lock Option General Note:

When a lock option is selected for a unit with drawers, the top drawer only will lock. If the unit has two top drawers (side-by-side) both will lock. On units with doors, all doors will lock. For units with drawers and doors, the top drawer as well as all doors will lock.



Delivered  
Pricing  
\$ 726

Square  
Pull  
Upcharge  
\$ 10

\$ 773

\$ 10

\$ 1017

\$ 23

**SPECIAL SERVICES**

**Special Carton Marking**

With specially marked information N/C

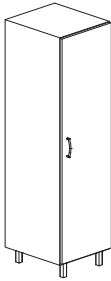
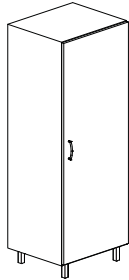
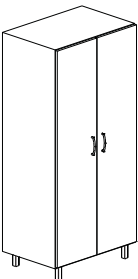
**Shipping**

Shipped **assembled freight prepaid f.o.b. Teutopolis, IL 62467** factory.  
Freight class #125.

Specifications and prices are subject to change without prior notice.

# Dante® Casegoods

Wardrobe - Legs

MODEL	W x H x D	MODEL NUMBER						Approx. Packaged Weight
		Basic Model	Leg Option	Vertical Surface Laminate	Lock Option	Pull Option	Leg/Pull Finish	
 <p><b>Wardrobe - 18"</b></p> <ul style="list-style-type: none"> <li>Shelf and hanger rod included</li> <li>Wardrobe top shelf height: 57-1/2"</li> <li>Wardrobe hanger rod height: 54-1/2"</li> <li>Both wardrobe top shelf height and hanger rod height are from ground</li> </ul>	18 x 66 x 21"	DWD18L	<input type="checkbox"/> <input type="checkbox"/> <input type="checkbox"/>	<input type="checkbox"/> <input type="checkbox"/> <input type="checkbox"/> <input type="checkbox"/>	<input type="checkbox"/> <input type="checkbox"/> <input type="checkbox"/>	<input type="checkbox"/> <input type="checkbox"/> <input type="checkbox"/>	<input type="checkbox"/> <input type="checkbox"/>	136.5#
	DWD							
 <p><b>Wardrobe - 24"</b></p> <ul style="list-style-type: none"> <li>Shelf and hanger rod included</li> <li>Wardrobe top shelf height: 57-1/2"</li> <li>Wardrobe hanger rod height: 54-1/2"</li> <li>Both wardrobe top shelf height and hanger rod height are from ground</li> </ul>	24 x 66 x 21"	DWD24L	<input type="checkbox"/> <input type="checkbox"/> <input type="checkbox"/>	<input type="checkbox"/> <input type="checkbox"/> <input type="checkbox"/> <input type="checkbox"/>	<input type="checkbox"/> <input type="checkbox"/> <input type="checkbox"/>	<input type="checkbox"/> <input type="checkbox"/> <input type="checkbox"/>	<input type="checkbox"/> <input type="checkbox"/>	164.5#
	DWD							
 <p><b>Wardrobe - 30"</b></p> <ul style="list-style-type: none"> <li>Shelf and hanger rod included</li> <li>Wardrobe top shelf height: 57-1/2"</li> <li>Wardrobe hanger rod height: 54-1/2"</li> <li>Both wardrobe top shelf height and hanger rod height are from ground</li> </ul>	30 x 66 x 21"	DWD30L	<input type="checkbox"/> <input type="checkbox"/> <input type="checkbox"/>	<input type="checkbox"/> <input type="checkbox"/> <input type="checkbox"/> <input type="checkbox"/>	<input type="checkbox"/> <input type="checkbox"/> <input type="checkbox"/>	<input type="checkbox"/> <input type="checkbox"/> <input type="checkbox"/>	<input type="checkbox"/> <input type="checkbox"/>	188.0#
	DWD							

**A B C D E F**

## HOW TO ORDER

Indicate the following information on order form:

- Quantity of each item.
- Model number, including options. See "How To Build a Model Number".
- Any special service required.

Note: • The  indicates that a choice is required.

- The absence of the  indicates that no choice is required.
- Alpha-numeric characters in place of  indicate that no other alternatives are available.

## HOW TO BUILD A MODEL NUMBER

- A** Select basic model.  
\_\_\_\_\_
- B** Select leg option.  

<b>RDL</b>	- Round leg
<b>SQL</b>	- Square leg
- C** Select vertical surface laminate.  
Refer to color addendum at ki.com or KI Fabrics & Finishes binder.
- D** Select lock option.  

<b>NL</b>	- No lock (standard)
<b>KS</b>	- Key standard
<b>KA</b>	- Key alike (specify key number)
<b>NLC</b>	- No lock core
- E** Select pull option.  

<b>DSQ</b>	- Square pull
<b>DCR</b>	- Curved pull
<b>DWR</b>	- Wire rod pull
<b>DPL</b>	- Bowfront pull

See pricing column for square pull

upcharge.

- F** Select leg/pull finish.  
Refer to color addendum at ki.com or KI Fabrics & Finishes binder.

## INFORMATION

### Lock Option General Note:

When a lock option is selected for a unit with drawers, the top drawer only will lock. If the unit has two top drawers (side-by-side) both will lock. On units with doors, all doors will lock. For units with drawers and doors, the top drawer as well as all doors will lock.





Delivered  
Pricing

\$ 902

Square  
Pull  
Upcharge

\$ 10

\$ 949

\$ 10

\$ 1195

\$ 23

**SPECIAL SERVICES**

**Special Carton Marking**

With specially marked information N/C


**Shipping**

Shipped **assembled freight prepaid f.o.b. Teutopolis, IL 62467** factory.  
Freight class #125.

Specifications and prices are subject to change without prior notice.

# Dante® Casegoods

Armoire - Plinth Base

MODEL	W x H x D	MODEL NUMBER					Approx. Packaged Weight	
		Basic Model	Vertical Surface Laminate	Lock Option	Pull Option	Pull Finish		
 <p>DARM</p>	30 x 66 x 21" • Two adjustable shelves standard	DARMP	<input type="checkbox"/> <input type="checkbox"/> <input type="checkbox"/> <input type="checkbox"/>	<input type="checkbox"/> <input type="checkbox"/> <input type="checkbox"/>	<input type="checkbox"/> <input type="checkbox"/> <input type="checkbox"/>	<input type="checkbox"/> <input type="checkbox"/>	278.0#	
		<b>A</b>	<b>B</b>	<b>C</b>	<b>D</b>	<b>E</b>		

### HOW TO ORDER

Indicate the following information on order form:

- Quantity of each item.
- Model number, including options. See "How To Build a Model Number".
- Any special service required.

Note:

- The  indicates that a choice is required.
- The absence of the  indicates that no choice is required.
- Alpha-numeric characters in place of  indicate that no other alternatives are available.

### HOW TO BUILD A MODEL NUMBER

Fabrics & Finishes binder.

- A** Select basic model.
- B** Select vertical surface laminate.  
Refer to color addendum at ki.com or KI Fabrics & Finishes binder.
- C** Select lock option.
 

NL	- No lock (standard)
KS	- Key standard
KA	- Key alike (specify key number)
NLC	- No lock core
- D** Select pull option.
 

DCR	- Curved pull
DPL	- Bowfront pull
DSQ	- Square pull
DWR	- Wire rod pull

See pricing column for square pull upcharge.
- E** Select pull finish.  
Refer to color addendum at ki.com or KI

### INFORMATION

#### Lock Option General Note:

When a lock option is selected for a unit with drawers, the top drawer only will lock. If the unit has two top drawers (side-by-side) both will lock. On units with doors, all doors will lock. For units with drawers and doors, the top drawer as well as all doors will lock.



Delivered  
Pricing  
\$ 1669

Square  
Pull  
Upcharge  
\$ 74

**SPECIAL SERVICES**

**Special Carton Marking**

With specially marked information N/C

**Shipping**

Shipped **assembled freight prepaid f.o.b. Teutopolis, IL 62467** factory.  
Freight class #125.

Specifications and prices are subject to change without prior notice.





Delivered  
Pricing  
\$ 1850

Square  
Pull  
Upcharge  
\$ 74

**SPECIAL SERVICES**

**Special Carton Marking**

With specially marked information N/C

**Shipping**

Shipped **assembled freight prepaid f.o.b. Teutopolis, IL 62467** factory.  
Freight class #125.

Specifications and prices are subject to change without prior notice.

# Dante® Casegoods

Bench Unupholstered - Plinth Base



DBCH

MODEL	W x H x D	MODEL NUMBER							Approx. Packaged Weight
		Basic Model	Top Style	Surface Finish	Vertical Surface Laminate	Lock Option	Pull Option	Pull Finish	
<b>Bench - Unupholstered</b> • Nominal drawer front height: 6" • Nominal bench height: 18" • If LM2 (2" thick laminate) top style is selected the nominal bench height will be 19"	30 x 18 x 21"	DBCHPS	□□□	□□□	□□□□	□□□	□□□	□□	122.0#

**A**   **B**   **C**   **D**   **E**   **F**   **G**

## HOW TO ORDER

Indicate the following information on order form:

- Quantity of each item.
- Model number, including options. See "How To Build a Model Number".
- Any special service required.

Note: • The □ indicates that a choice is required.

- The absence of the □ indicates that no choice is required.
- Alpha-numeric characters in place of □ indicate that no other alternatives are available.

## HOW TO BUILD A MODEL NUMBER

- A** Select basic model.
- B** Select top style.
 

<b>LM8</b>	- 1" Thick full bullnose laminate top
<b>LM9</b>	- 1" Thick half bullnose laminate top (standard)
<b>LM2</b>	- Laminate top 2" thick
<b>SS</b>	- Solid resin top 1" thick
- C** Select surface finish.  
Refer to color addendum at ki.com or KI Fabrics & Finishes binder.
- D** Select vertical surface laminate.  
Refer to color addendum at ki.com or KI Fabrics & Finishes binder.
- E** Select lock option.
 

<b>NL</b>	- No lock (standard)
<b>KS</b>	- Key standard
<b>KA</b>	- Key alike (specify key number)

**NLC** - No lock core

- F** Select pull option.
 

<b>DPL</b>	- Bowfront pull
<b>DCR</b>	- Curved pull
<b>DSQ</b>	- Square pull
<b>DWR</b>	- Wire rod pull

 See pricing column for square pull upcharge.
- G** Select pull finish.  
Refer to color addendum at ki.com or KI Fabrics & Finishes binder.

## INFORMATION

### Lock Option General Note:

When a lock option is selected for a unit with drawers, the top drawer only will lock. If the unit has two top drawers (side-by-side) both will lock. On units with doors, all doors will lock. For units with drawers and doors, the top drawer as well as all doors will lock.



LM8 Price	LM9 Price	LM2 Price	SS Price	Square Pull Upcharge
\$ 959	\$ 959	\$ 1125	\$ 1588	\$ 35

**SPECIAL SERVICES**

**Special Carton Marking**

With specially marked information N/C

**Shipping**

Shipped **assembled freight prepaid f.o.b. Teutopolis, IL 62467** factory.  
Freight class #125.

Specifications and prices are subject to change without prior notice.







# Dante® Casegoods

Bench Unupholstered - Legs

Approx. Packaged Weight	LM8 Price	LM9 Price	LM2 Price	SS Price	Square Pull Upcharge
119.0#	\$ 1137	\$ 1137	\$ 1303	\$ 1765	\$ 35

### SPECIAL SERVICES

#### Special Carton Marking

With specially marked information N/C

#### Shipping

Shipped **assembled freight prepaid f.o.b. Teutopolis, IL 62467** factory. Freight class #125.

Specifications and prices are subject to change without prior notice.





C.O.M Price	Grade C	Grade D	Grade E & C.O.L.	Grade F	Grade G	Grade H	Grade I	Grade J	Grade K	Grade L Leather	Grade M Leather	Square Pull Upcharge	Moisture Barrier add to list price	TB133 add to list price
\$ 1514	\$ 1553	\$ 1564	\$ 1578	\$ 1586	\$ 1603	\$ 1620	\$ 1641	\$ 1682	\$ 1725	\$ 1767	\$ 1851	\$ 35	\$ 161	\$ 114

**INFORMATION**

**C.O.M. Requirements**

C.O.M. yardage requirements listed above are based on plain goods 54" wide. If less than 54" wide or fabrics requiring matching (stripes, plaids, prints, large patterns), additional yardage will be needed. Consult C.O.M. matrix on the Ordering C.O.M. and C.O.L. page for additional yardage needed. For C.O.M. fabric sent to KI-High Point on multiple rolls, add an additional yard of fabric per roll to the yardage requirements.

**C.O.L. Requirements**

Figure 18 sq. ft. of leather (C.O.L.) for each yard shown (i.e., 4.75 x 18 = 85.5 sq. ft.).

**Minimum Fabric/Leather Quantity**

Minimum order for fabric is 1 yard. Minimum order for leather is 1 hide (approximately 50 sq. ft.).

**SPECIAL SERVICES**

**Special Carton Marking**

With specially marked information N/C


**Shipping**

Shipped **assembled freight prepaid f.o.b. Teutopolis, IL 62467** factory. Freight class #125.

Specifications and prices are subject to change without prior notice.

# Dante® Casegoods

## Bench Upholstered - Legs



DBCHU

**MODEL****Bench - Upholstered**

- WxHxD = 30 x 18 x 21"
- Nominal drawer front height: 6"
- Nominal bench height: 18"
- Nominal depth: 21"
- Upholstered pad included
- COM req. 1 yd.

**MODEL NUMBER**

Basic Model	Fabric Color	Leg Option	Vertical Surface Laminate	Lock Option	Pull Option	Leg/Pull Finish	MB	TB133	Approx. Packaged Weight
DBCHLU	□□□	□□□	□□□□	□□□	□□□	□□	□□□	□□□	99.0#

**A****B****C****D****E****F****G****H****I****HOW TO ORDER**

Indicate the following information on order form:

1. Quantity of each item.
2. Model number, including options. See "How To Build a Model Number".
3. Any special service required.

Note: • The □ indicates that a choice is required.

- The absence of the □ indicates that no choice is required.
- Alpha-numeric characters in place of □ indicate that no other alternatives are available.

**HOW TO BUILD A MODEL NUMBER**

- A** Select basic model.

- B** Select fabric.  
Refer to color addendum at ki.com or KI Fabrics & Finishes binder.

- C** Select leg option.

**RDL** - Round leg  
**SQL** - Square leg

- D** Select vertical surface laminate.

Refer to color addendum at ki.com or KI Fabrics & Finishes binder.

- E** Select lock option.

**KA** - Key alike (specify key number)  
**KS** - Key standard  
**NL** - No lock (standard)  
**NLC** - No lock core

- F** Select pull option.

**DPL** - Bowfront pull

**DCR** - Curved pull

**DSQ** - Square pull

**DWR** - Wire rod pull

See pricing column for square pull upcharge.

- G** Select pull finish.

Refer to color addendum at ki.com or KI Fabrics & Finishes binder.

- H** Select moisture barrier.

**MB** - Moisture barrier  
**NMB** - No moisture barrier

See pricing column for moisture barrier upcharge.

- I** Select TB133

**NFR** - No TB133 fire retardant  
**FR** - Fire retardant

See pricing column for TB133 upcharge.

**INFORMATION****Fabric Disclaimer**

Fabric will be applied as swatched by the fabric manufacturer. Fabric that is required to be applied differently than is swatched will need a Special Cost Request written specifying the direction the fabric is to be applied. The posted standard lead time will apply to the Special Cost Request.

**Lock Option General Note:**

When a lock option is selected for a unit with drawers, the top drawer only will lock. If the unit has two top drawers (side-by-side) both will lock. On units with doors, all doors will lock. For units with drawers and doors, the top drawer as well as all doors will lock.



C.O.M Price	Grade C	Grade D	Grade E & C.O.L.	Grade F	Grade G	Grade H	Grade I	Grade J	Grade K	Grade L Leather	Grade M Leather	Square Pull Upcharge	Moisture Barrier add to list price	TB133 add to list price
\$ 1696	\$ 1736	\$ 1747	\$ 1761	\$ 1769	\$ 1785	\$ 1803	\$ 1823	\$ 1866	\$ 1907	\$ 1950	\$ 2035	\$ 35	\$ 161	\$ 114

**INFORMATION**

**C.O.M. Requirements**

C.O.M. yardage requirements listed above are based on plain goods 54" wide. If less than 54" wide or fabrics requiring matching (stripes, plaids, prints, large patterns), additional yardage will be needed. Consult C.O.M. matrix on the Ordering C.O.M. and C.O.L. page for additional yardage needed. For C.O.M. fabric sent to KI-High Point on multiple rolls, add an additional yard of fabric per roll to the yardage requirements.

**C.O.L. Requirements**

Figure 18 sq. ft. of leather (C.O.L.) for each yard shown (i.e., 4.75 x 18 = 85.5 sq. ft.).

**Minimum Fabric/Leather Quantity**

Minimum order for fabric is 1 yard. Minimum order for leather is 1 hide (approximately 50 sq. ft.).

**SPECIAL SERVICES**

**Special Carton Marking**

With specially marked information N/C

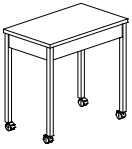
**Shipping**

Shipped **assembled freight prepaid f.o.b. Teutopolis, IL 62467** factory. Freight class #125.

Specifications and prices are subject to change without prior notice.

# Dante® Casegoods

## Mobile Table

MODEL	MODEL NUMBER						Approx. Packaged Weight
	Basic Model	Surface Finish	Vertical Surface Laminate	Base	Edge Color	Paint Color	
 <p><b>Mobile Table</b> • Standard with casters</p>	DMT30	<input type="checkbox"/> <input type="checkbox"/> <input type="checkbox"/>	<input type="checkbox"/> <input type="checkbox"/> <input type="checkbox"/> <input type="checkbox"/>	C	<input type="checkbox"/> <input type="checkbox"/> <input type="checkbox"/>	<input type="checkbox"/> <input type="checkbox"/>	34.0#
	DMT36	<input type="checkbox"/> <input type="checkbox"/> <input type="checkbox"/>	<input type="checkbox"/> <input type="checkbox"/> <input type="checkbox"/> <input type="checkbox"/>	C	<input type="checkbox"/> <input type="checkbox"/> <input type="checkbox"/>	<input type="checkbox"/> <input type="checkbox"/>	38.0#
	DMT42	<input type="checkbox"/> <input type="checkbox"/> <input type="checkbox"/>	<input type="checkbox"/> <input type="checkbox"/> <input type="checkbox"/> <input type="checkbox"/>	C	<input type="checkbox"/> <input type="checkbox"/> <input type="checkbox"/>	<input type="checkbox"/> <input type="checkbox"/>	42.0#

**A**   **B**   **C**   **D**   **E**   **F**

DMT

### HOW TO ORDER

Indicate the following information on order form:

- Quantity of each item.
- Model number, including options. See "How To Build a Model Number".
- Any special service required.

Note: • The  indicates that a choice is required.

- The absence of the  indicates that no choice is required.
- Alpha-numeric characters in place of  indicate that no other alternatives are available.

### HOW TO BUILD A MODEL NUMBER

- A** Select basic model.
- B** Select surface finish.  
Refer to color addendum at ki.com or KI Fabrics & Finishes binder.
- C** Select vertical surface laminate.  
Refer to color addendum at ki.com or KI Fabrics & Finishes binder.
- D** Select base option.  
C - Casters (Standard)
- E** Select edge color.  
Refer to color addendum at ki.com or KI Fabrics & Finishes binder.
- F** Select leg paint color.  
Refer to color addendum at ki.com or KI Fabrics & Finishes binder.



Delivered  
Pricing

\$ 822

840

862

**SPECIAL SERVICES**

**Special Carton Marking**

With specially marked information N/C

**Shipping**

Shipped **assembled freight prepaid f.o.b. Teutopolis, IL 62467** factory.  
Freight class #125.

Specifications and prices are subject to change without prior notice.

# Accessories

MODEL	MODEL NUMBER	Approx. Packaged Weight
	Basic Model	
Bedside Cabinet 8" Drawer Liner	DDLBC8	1.0#
HRDPT Lock Cores and Keys-Replacement Keys	DTCORE.xx	0.2#
	DTMASTER	0.2#
	DTREMOVE	0.2#



## HOW TO ORDER

Indicate the following information on order form:

1. Quantity of each item.
2. Model number, including options. See "How To Build a Model Number".
3. Any special service required.

Note: • The  indicates that a choice is required.

- The absence of the  indicates that no choice is required.
- Alpha-numeric characters in place of  indicate that no other alternatives are available.

## HOW TO BUILD A MODEL NUMBER

**A** Select basic model.





Delivered  
Pricing

\$ 57

\$ 4

2

2

#### **SPECIAL SERVICES**

##### **Special Carton Marking**

With specially marked information N/C

##### **Shipping**

Shipped **assembled freight prepaid f.o.b. Teutopolis, IL 62467** factory.  
Freight class #125.

Specifications and prices are subject to change without prior notice.

# Index

Model No.	Description	Page
DARML	Armoire - Legs: Armoire	34
DARMP	Armoire - Plinth Base: Armoire	32
DBC3C	Bedside Cabinet - Caster Base: 3 Drawers	8
DBC3L	Bedside Cabinet - Legs: 3 Drawers	10
DBC3P	Bedside Cabinet - Plinth Base: 3 Drawers	6
DBC3CC	Bedside Cabinet - Caster Base: 1 Drawer - Cabinet	8
DBCCL	Bedside Cabinet - Legs: 1 Drawer - Cabinet	10
DBC3CP	Bedside Cabinet - Plinth Base: 1 Drawer - Cabinet	6
DBCHLS	Bench Upholstered - Legs: Bench - Upholstered	38
DBCHLU	Bench Upholstered - Legs: Bench - Upholstered	42
DBCHPS	Bench Upholstered - Plinth Base: Bench - Upholstered	36
DBCHPU	Bench Upholstered - Plinth Base: Bench - Upholstered	40
DBCOC	Bedside Cabinet - Caster Base: 1 Drawer - Open	8
DBCOL	Bedside Cabinet - Legs: 1 Drawer - Open	10
DBCOP	Bedside Cabinet - Plinth Base: 1 Drawer - Open	6
DBWLLS	Bench Wardrobe Upholstered - Legs: Bench - Wardrobe Left Facing - Bench on the right, wardrobe on the left when facing the unit	22
DBWLLU	Bench Wardrobe Upholstered - Legs: Bench - Wardrobe Left Facing - Bench on the right, wardrobe on the left when facing the unit	26
DBWLPS	Bench Wardrobe Upholstered - Plinth Base: Bench - Wardrobe Left Facing - Bench on the right, wardrobe on the left when facing the unit	20
DBWLPU	Bench Wardrobe Upholstered - Plinth Base: Bench - Wardrobe Left Facing - Bench on the right, wardrobe on the left when facing the unit	24
DBWRLS	Bench Wardrobe Upholstered - Legs: Bench - Wardrobe Right Facing - Bench on the left, wardrobe on the right when facing the unit	22
DBWRLU	Bench Wardrobe Upholstered - Legs: Bench - Wardrobe Right Facing - Bench on the left, wardrobe on the right when facing the unit	26
DBWRPS	Bench Wardrobe Upholstered - Plinth Base: Bench - Wardrobe Right Facing - Bench on the left, wardrobe on the right when facing the unit	20
DBWRPU	Bench Wardrobe Upholstered - Plinth Base: Bench - Wardrobe Right Facing - Bench on the left, wardrobe on the right when facing the unit	24
DC3DL	Chest - Legs: Three Drawer Chest	14
DC3DP	Chest - Plinth Base: Three Drawer Chest	12
DCCDL	Chest - Legs: Two Door Chest	14
DCCDP	Chest - Plinth Base: Two Door Chest	12
DD6DL	Dresser - Legs: Six Drawer Dresser	18
DD6DP	Dresser - Plinth Base: Six Drawer Dresser	16
DDDDL	Dresser - Legs: Four Door Dresser	18
DDDDP	Dresser - Plinth Base: Four Door Dresser	16
DDLBC8	Bedside Cabinet 8" Drawer Liner	46
DMT30	Mobile Table: Mobile Table	44
DTCORE.xx	Lock Cores and Keys-Replacement Keys	46
DWD18L	Wardrobe - Legs: Wardrobe - 18"	30
DWD18P	Wardrobe - Plinth Base: Wardrobe - 18"	28
DWD24L	Wardrobe - Legs: Wardrobe - 24"	30
DWD24P	Wardrobe - Plinth Base: Wardrobe - 24"	28
DWD30L	Wardrobe - Legs: Wardrobe - 30"	30
DWD30P	Wardrobe - Plinth Base: Wardrobe - 30"	28





KI  
1330 Bellevue Street  
P.O. Box 8100  
Green Bay, Wisconsin 54308-8100  
1-800-424-2432  
[www.ki.com](http://www.ki.com)

KI and Furnishing Knowledge  
are registered trademarks  
of Krueger International, Inc.

© 2011 KI  
All Rights Reserved.  
Litho in USA.  
Code KI-11583R1/KI/VL/211

Printed using only water-based inks,  
including metallics. Please recycle.